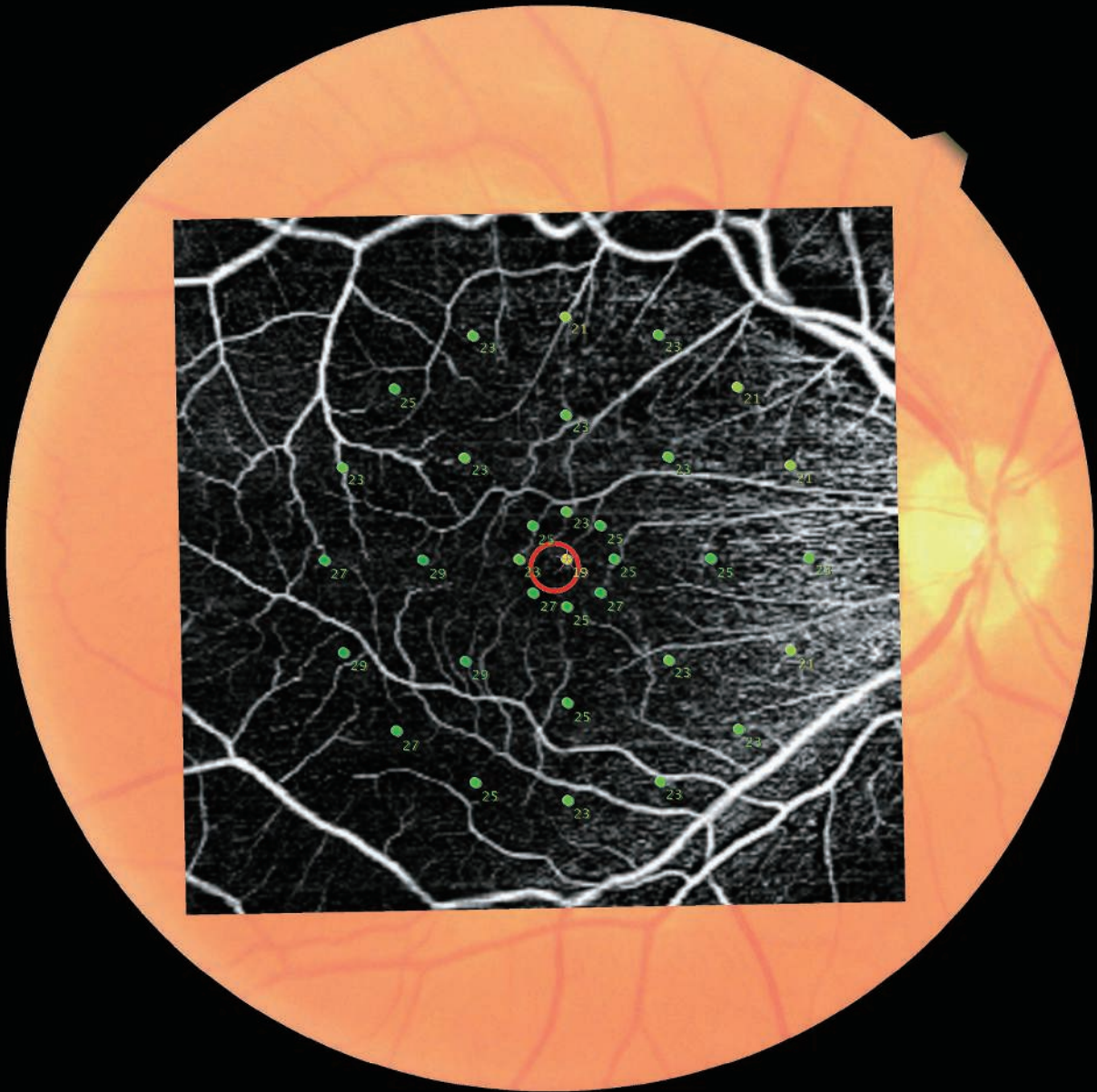




# Multimodal Imaging

## Structure & Function



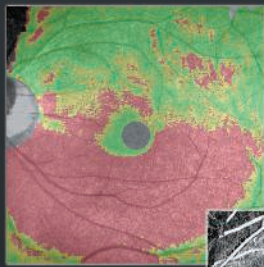
Evaluate retinal structure and function simultaneously using combined **OCT** and **Microperimetry** images

# Multimodal Imaging will change your practice

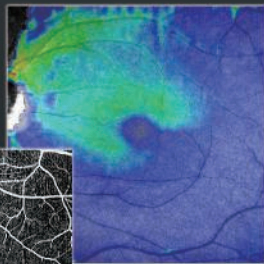
The simultaneous assessment of retinal structure and function assists diagnosis by allowing for a multifaceted evaluation of complicated vitreoretinal pathologies.

▮ *Various OCT modalities can be registered along with Microperimetry*

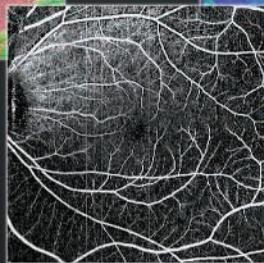
## Structure



Normative DB



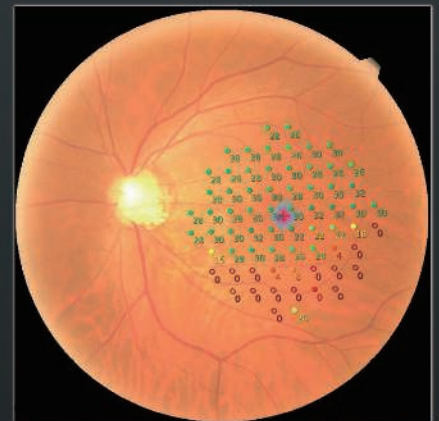
Thickness Map



OCT-Angiography




## Function



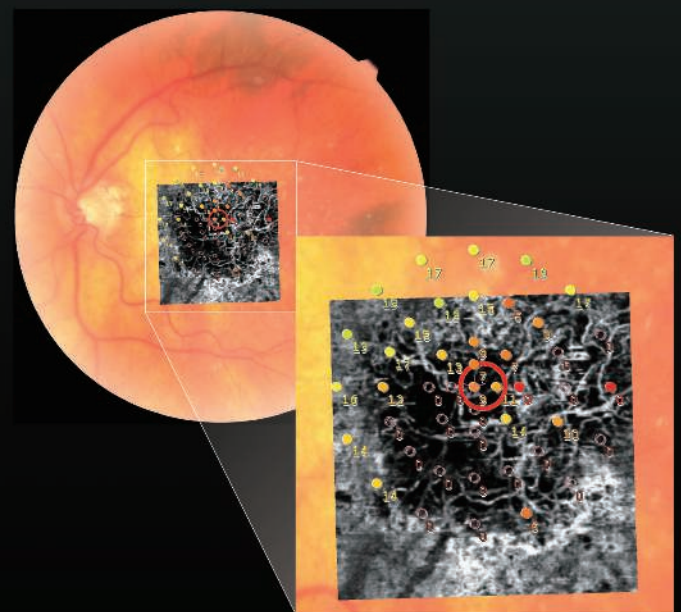
Microperimetry

## Cases

### **AMD** Age-Related Macular Degeneration

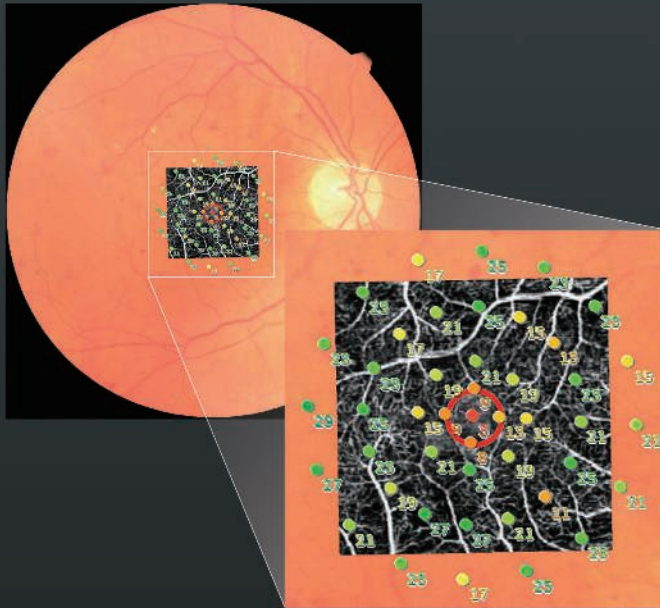


OCT-Angiography + Microperimetry  
(Outer retina)




OCT-Angiography + Microperimetry  
(Choroid)

# DME Diabetic Macular Edema



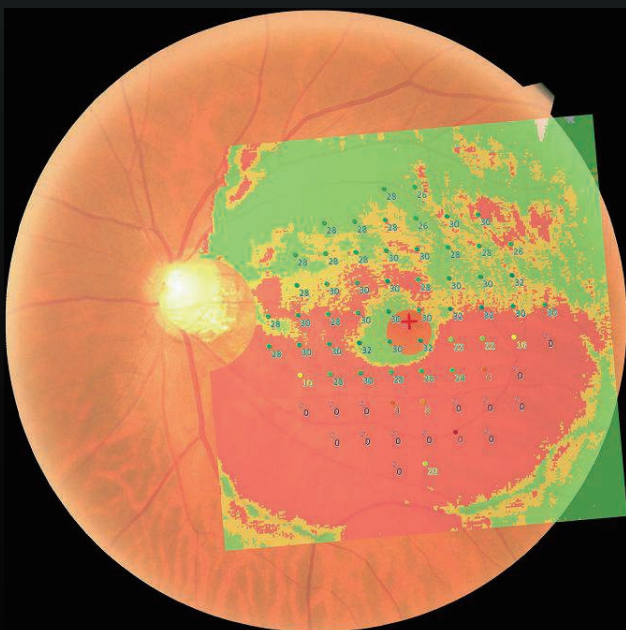
OCT-Angiography + Microperimetry  
(Superficial capillary)



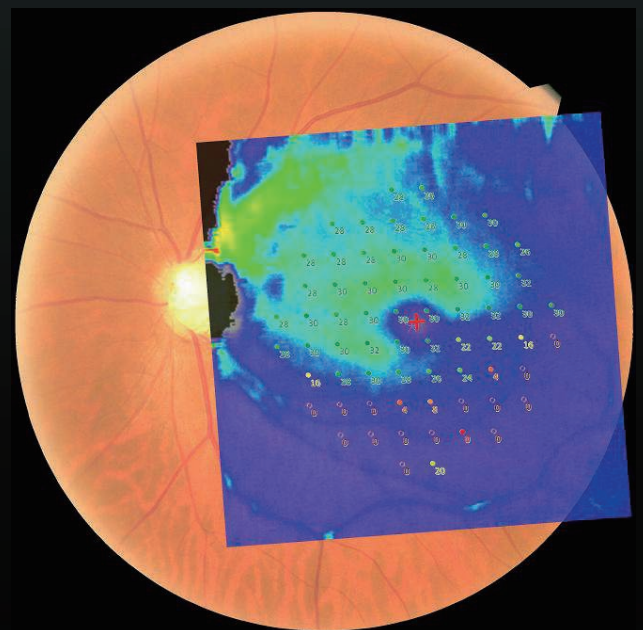
OCT-Angiography + Microperimetry  
(Deep capillary)

Images courtesy of Prof. S. Rizzo, MD and Dr. D. Bacherini, MD, University of Florence, Italy

# Glaucoma



Normative DB + Microperimetry

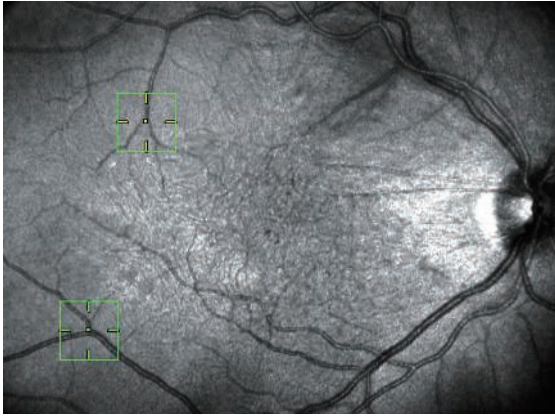


Thickness Map + Microperimetry

# How to acquire Multimodal Imaging?

The NAVIS-EX registration function combines, registers, and overlays the OCT image onto microperimetry for one display.

Using retinal vessels as landmarks ensures accurate image overlay (manual)



NAVIS-EX comes as standard software for the Mirante SLO/OCT, RS-3000 Advance 2, and MP-3.

## OCT

## Microperimeter



Mirante SLO/OCT



RS-3000 Advance 2



MP-3

Product/model name: Scanning Laser Ophthalmoscope Mirante  
Optical Coherence Tomography RS-3000 Advance  
Microperimeter MP-3

Brochure and listed features of the devices are intended for non-US practitioners.  
Specifications may vary depending on circumstances in each country.  
Specifications and design are subject to change without notice.

 Eye & Health Care  
**NIDEK CO., LTD.**

**HEAD OFFICE**  
(International Div.)  
34-14 Maehama,  
Hiroishi-cho, Gamagori,  
Aichi 443-0038, JAPAN  
TEL: +81-533-67-8895  
URL: [www.nidek.com](http://www.nidek.com)  
[Manufacturer]

**TOKYO OFFICE**  
(International Div.)  
3F Sumitomo Fudosan Hongo  
Bldg., 3-22-5 Hongo, Bunkyo-ku,  
Tokyo 113-0033, JAPAN  
TEL: +81-3-5844-2641  
URL: [www.nidek.com](http://www.nidek.com)

**NIDEK INC.**  
2040 Corporate Court,  
San Jose, CA 95131, U.S.A.  
TEL: +1-408-468-6400  
+1-800-223-9044  
(US Only)  
URL: [usa.nidek.com](http://usa.nidek.com)

**NIDEK S.A.**  
Ecoparc,  
9 rue Benjamin Franklin,  
94370 Sucy En Brie,  
FRANCE  
TEL: +33-1-49 80 97 97  
URL: [www.nidek.fr](http://www.nidek.fr)

**NIDEK TECHNOLOGIES S.R.L.**  
Via dell'Artigianato,  
6/A, 35020 Albignasego (Padova),  
ITALY  
TEL: +39 049 8629200/8626399  
URL: [www.nidektechnologies.it](http://www.nidektechnologies.it)

**NIDEK (SHANGHAI) CO., LTD.**  
Rm3205, Shanghai Multi  
Media Park, No.1027 Chang  
Ning Rd, Chang Ning District,  
Shanghai, CHINA 200050  
TEL: +86 021-5212-7942  
URL: [www.nidek-china.cn](http://www.nidek-china.cn)

**NIDEK SINGAPORE PTE. LTD.**  
51 Changi Business Park  
Central 2, #06-14,  
The Signature 486066,  
SINGAPORE  
TEL: +65 6588 0389  
URL: [www.nidek.sg](http://www.nidek.sg)